

Camden

Newark

New Brunswick

RUTGERS UNIVERSITY AND PEER INSTITUTIONS DEGREES CONFERRED BY LEVEL AY 2018-19 - AY 2020-21

CAMDEN

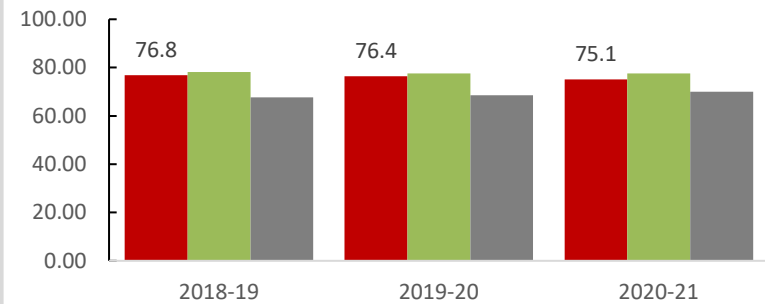
■ Rutgers - Camden

■ Camden Peer Average

■ Camden Aspirant Average

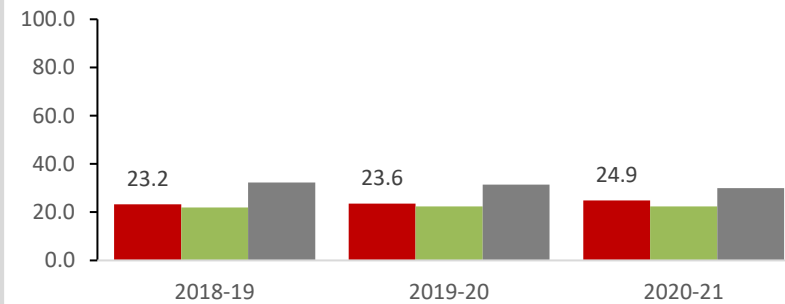
UNDERGRADUATE

Percent



GRADUATE

Percent



Camden

Newark

New Brunswick

RUTGERS UNIVERSITY AND PEER INSTITUTIONS DEGREES CONFERRED BY LEVEL AY 2018-19 - AY 2020-21

NEWARK

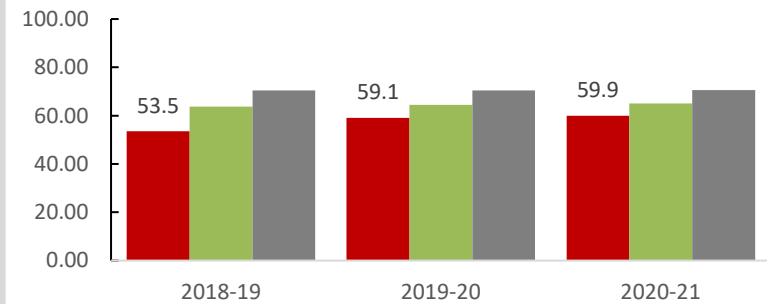
■ Rutgers - Newark

■ Newark Peer Average

■ Newark Aspirant Average

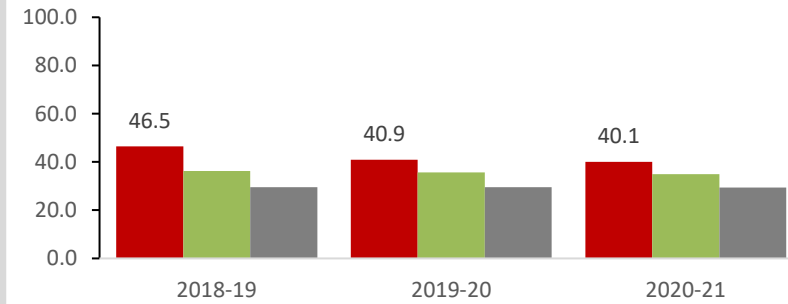
UNDERGRADUATE

Percent



GRADUATE

Percent



New Brunswick

[Back to Dashboard Menu](#)

NB Chancellor

RBHS Chancellor

[Back](#)

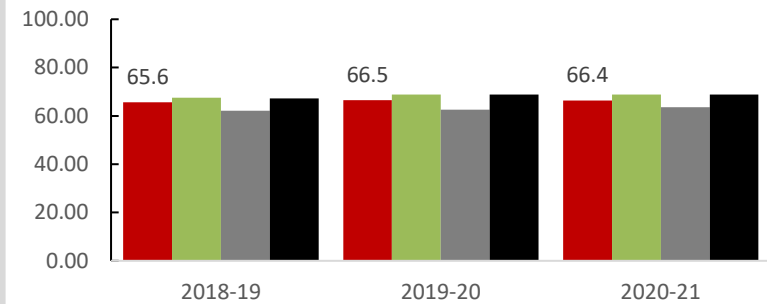
RUTGERS UNIVERSITY AND PEER INSTITUTIONS DEGREES CONFERRED BY LEVEL AY 2018-19 - AY 2020-21

NEW BRUNSWICK

■ Rutgers - New Brunswick*
 ■ Public AAU Peer Average
 ■ Public AAU Aspirant Average
 ■ Public Big 10 Average

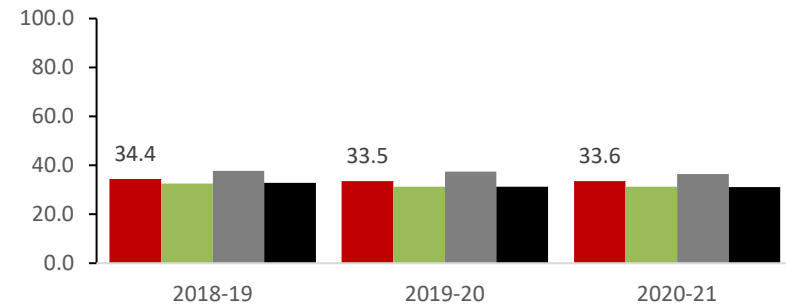
UNDERGRADUATE

Percent



GRADUATE

Percent



*Includes Rutgers Biomedical and Health Sciences.

Source: Completions Survey, Integrated Postsecondary Education Data System (IPEDS)

New Brunswick

[Back to Dashboard Menu](#)

NB Chancellor

RBHS Chancellor

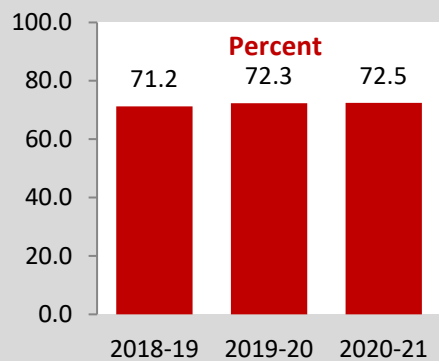
[Back](#)

RUTGERS UNIVERSITY DEGREES CONFERRED BY LEVEL AY 2018-19 - AY 2020-21

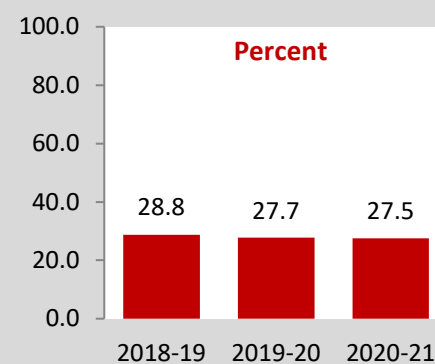
NB CHANCELLOR

■ Rutgers - New Brunswick*

UNDERGRADUATE



GRADUATE



*Excludes Pharmacy and Nursing.
Source: Office of Institutional Research

New Brunswick

[Back to Dashboard Menu](#)

NB Chancellor

RBHS Chancellor

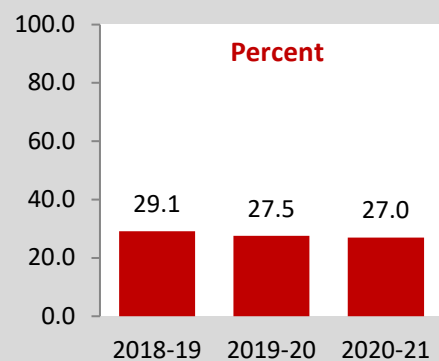
[Back](#)

RUTGERS UNIVERSITY DEGREES CONFERRED BY LEVEL AY 2018-19 - AY 2020-21

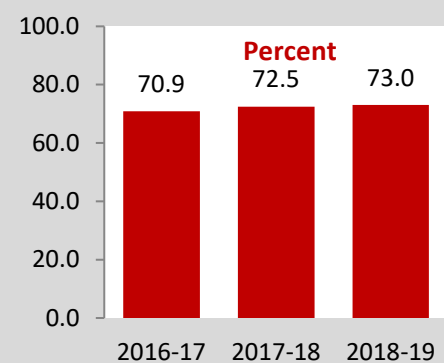
RBHS CHANCELLOR

■ Rutgers -RBHS*

UNDERGRADUATE



GRADUATE



*Includes Pharmacy and Nursing. Does not include certificates.

Source: Office of Institutional Research

December 2021